



BS&LLTD. New used 1912-1917



BS&LLTD.1 used 1918 - 1924(5)




GM&COLTD.1 (1924-1928)




GM&COLTD.1 (1929 - 1931)


NOTE. Due to formatting issues the images in the body of the Bulletin are not 100% true. The images have been reproduced here for your reference




GMCOLTD.2 (1932 - 1935)




GM.1




GM.2



G.2



G.8



GM.6 (1938)