

Norpex 91 cont.

possible themes for exhibits were discussed in the May 1990 edition of the Club Bulletin, but it takes little imagination to develop better themes, which may be more suited to your material.

The title page of an exhibit should provide an outline and describe the objective in the exhibit. Exhibits must also conform to the requirements described in the NORPEX prospectus - minimum of 30 standard size pages etc. Copies of the prospectus are available from Mark Jurisich on (049) 63-1332 or (049) 29-2880. Apart from these requirements, there are no other prescribed standards for the exhibition of perfin. It is up to the exhibitor to decide whether to use stamp hinges or plastic mounts, whether to display stamps always in the upright position, regardless of the orientation of the perfin, whether to include covers etc. If you are in doubt as to how to go about preparing an exhibit, call another exhibitor or Club member to discuss it.

Let's hope for a good turnout of exhibits from Club members at NORPEX 91, but please act quickly. Entries close on 15 May 1991.

#####

VALE

With regret we report the passing of two of our foreign members.



Peter Engelbrecht died suddenly on November 2, 1990. Peter was one of the pioneers in developing the collecting of Danish perfin. He produced the Hanbog over Danske Firmaperforeringer-Handbook on Danish Perfin and the journal The Perfinist no.1-13 which was concerned mainly with Danish perfin.

Jim Catterick passed away peacefully on February 13 1991 after a long fight with cancer. Jim was for many years the editor of the Perforator, the newsletter of the British North America Philatelic society Perfin Study Group, his contribution to collecting in this area was most significant.

#####

NZ FROM ITALY

Peter Moore has discovered the perfin illustrated at the right. This NZ perfin is found on a 1932 10th Anniversary of The March on Rome. SG354 issue. Does anyone have any information about the user of this pattern or about other issues so punctured?



NZ Census

Gordon Passau has indicated a desire to help produce an updated scarcity rating for New Zealand perfins. Apparently he will be able to send out a large number of survey sheets with his normal mailings. When this survey sheet is available we will ensure that members will get copies. Enid Honiss has volunteered to collate the returns. This venture will be a most important step in collecting information about NZ perfins.

#####

VG PERFIN USED IN QUEENSLAND D.W. Andersen

Sorting through a large pile of KGV low value perfins a strip of three VG perfins caught my eye. Nothing very unusual except that they were postmarked Townsville, QLD 6SE37. While I had come across Tasmanian T perfins with non Tasmanian postmarks this is the first VG perfin with non-Victorian postmark I've so far seen. Any explanations or similar issues seen?

#####

C OF A PERFIN ON GB STAMPS Dr. D.A. Pocock

Occurring as it does in the two formats either horizontal or vertically arranged this should receive a fuller annotation than I can find available in the literature. Basically I believe we should list those definitives and values on which each perfin has been recorded. as an initial series I would list the following extremely inadequate list of stamps on which these two perfins are found.

- 1) Horizontal C of A found on George the Fifth penny red, four, six penny, half crown and five shillings of 1921 and the two pence half penny UPU of 1929.
- 2) Vertical 'C' above 'of' above 'A', George the Fifth one penny, George the Sixth (pale colour) penny red, the three penny, the shilling, also the four pence blue, and red, the half crown green five shillings and one pound (first) George the Sixth high values, on Queen Elizabeth the second, the six penny Wilding and the 1/- ILO of 1969.

Readers should I am sure be able to extend this list considerably to give us a comprehensive range of the stamps on which these perfins are found.

(Editors Note: In a future issue of the bulletin we will list the issues known with these patterns and the sources of information so far published. This is an area in which many have some interest)

#####

PERFINS CLUB (U.S.)

For collectors of United States and worldwide perfins the best source of information is the Perfins Bulletin produced by the Perfins Club- Subscription outside of US/Canada US\$ 9-00

Send to Secretary Ralph Smith, R.R. 1 Box 5645, Dryden ME

USA 04225. Subscription includes 10 issues of the Perfins Bulletin.

CLUB PERFORATOR

There has been quite a bit of discussion relating to buying a perforator for the Club.

At the Sydpex 88 meeting it was first suggested that the Club acquire it's own perforator and that a competition could be held to design a pattern. The Stampshow 89 meeting authorised the executive to proceed with the purchase of a suitable perforator when Club funds were available. At NZ 1990 the meeting discussed the need for feedback from the New Zealand members on the perforator and pattern to be used.

A number of patterns have been suggested over the years and these are illustrated at the end of this article.

Initial enquiries to the former producers of machines in the United States, Cummins Allison Corporation and the American Perforator Co. brought the response from both companies that they no longer produce such perforators. Recent enquiries by Dr Derek Pocock have identified a source of perforators.

J. Sloper & Co., the first perforator manufacturers are still producing perforating machines suitable for perforating postage stamps. They have suggested two models that might be suitable for our needs:

HP1 a hand perforating punch most suitable for up to 2 letters priced at £97-10.

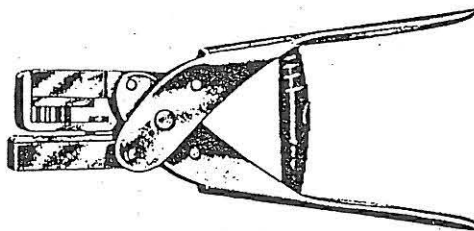
no.2 a more familiar type suitable for up to 4 letters priced at £214-44

(Prices do not include carriage and packing)


Approx. weight :
14½ ozs.

Length :
6½ ins.

PLATED FINISH



MODEL HP1



MODEL 2
Base 7½" x 3"
Nett weight 10 lbs
Max. die area
2½" across x 2½" deep

The Club is now in a position to afford a perforator and it appears that the most suitable model is the number 2 model as it allows for a number of letters. While it is a considerable expense it may be possible to recoup part of the initial cost by producing "First day of Use Covers" and such like.

A couple of things need to be decided relating to buying such a perforator.

- a) What use perforated stamps will be used for-
 - official correspondence
 - souvenirs/promotional
 - bulletin mailings
 - available for individual

members to have stamps perforated


Please let the editor have your comments about which of these uses you feel is appropriate.

b) What pattern ?

At the end of this article are illustrated patterns that have been suggested some, suitable, others probably not. The major criterion as to suitability for a pattern is that it is representative of the New Zealand and Australian nature of the Club.

If you have any additional suggestions let the editor have them by the beginning of June 1991. The Club 'officials' will then decide on a short-list of suitable patterns on which we can vote at the October meeting at Norpex 91. This shortlist will be produced in the July bulletin so that those unable to attend can indicate their preferences prior to the meeting.

Suggested by R Everett



Suggested by D Pocock



(Goal Posts) (Football)

Suggested by F Buckland



#####

SUBSCRIPTIONS

Subscriptions for 1991/92 are due on 1st July 1991. Dues remain the same as for last year at A\$10-00. Airmail postage to non Australian/NZ addresses is extra-US/Canada add \$2, UK/Europe/Bermuda add \$3. Cheques drawn on non Australian banks need to allow for bank charges-please add \$6-50 in this instance.

At the NZ 1990 meeting Enid Honiss, Kapiro Rd, Kerikeri RD 1, NZ indicated that she was willing to collect the relevant amount (NZ\$15) from New Zealand members and remit in a bulk lot. This would avoid individual bank charges etc. If you are going to send your sub via Enid please do so before the end of June 1991. If your payment is late you will have to send direct to Geoff Wise,

Please send payments to Geoff Wise c/- Flour Millers Council, 455 Bourke St., Melbourne 3000 AUSTRALIA.

TATTERSALL UNDERPRINTS

Some additional information has come to light about these underprints following the January issue of the Bulletin which contained a query about them from Colin Salt.

John Fordham sent photocopies of a number of copies on KGV sideface issues on single, small multi and CofA watermarked paper. A clear copy of the Tatter-/sall underprint used on these issues and of one with the "sall" omitted are shown below.



A different type of underprint illustrated at the right was reported by Bryan Toop. It is on a 1 1/2d red KGV small multi wmk p.13 1/2 with a Hobart postmark. The underprint is in purple.



Additional information is recorded in the Cinderella Corner of Stamp News.

In the October 1988 issue the method of production is described: The 'overprints' were applied by stencil. The word Tattersall was typed a number of times on a paper stencil and sheets (or half sheets) of postage stamps were fed through the stencilling machine face down so that the 'overprints' were applied in a rather haphazard fashion on to the gum on the backs of the stamps. The liquid used in this operation contained an acid that etched the 'overprint' through the gum on to the actual paper of the stamps, so that the impression remains when the gum is washed off.

In the December 1988 issue more information about which issues were underprinted. The following issues with underprints are reported:




- 2 1/2d KGV 1942-49 series
- 8d Tiger Cat
- 2/- Flannel Flower
- 1/- & 2/- 1956 Olympic Games

The 1/- issue had the underprint in a continuous pattern in four lines reading GEO ADAMS TATTERSALL (The informant also thought that they had seen an underprint on the 4d & 7 1/2d values of the 1956 Olympic Games set but had since mislaid the items)

It would appear that these underprints were used for a considerable period, probably on a considerable number of issues, certainly from the early 1920's (probably earlier) to at least 1960. A number of different 'patterns' have been used. These underprints in combination with the earlier A perfins would make a very interesting display of Tattersall use of security methods on postage stamps.

SG OPERATOR

Bryan Magee writes "From 1951 to 1954 I worked for Sargood Gardiner Ltd, Wholesale Softgoods Merchants of 61-73 Flinders Lane, Melbourne. Part of my duties as a Junior involved perforating and affixing stamps to the day's mail. I am positive that the first two patterns illustrated below are Sargood Gardiner but am unsure of the third. Do you know of any other company using the SG perfin?"



Can anyone answer Bryan's question?

#####

DAVID JONES PERFINS -David Andersen

Over the last few years Arthur Taylor and myself have compiled a listing of issues found with the four DJ/LTD perfin types. So far the list includes over 220 items. If anyone is interested in a copy of the list or adding to it please drop me a line.

#####

SHOREX 91 MEETING

The meeting date and time have been confirmed. The meeting will be held in the Conference Room on Sunday October 27th 1991 from 10am to 1pm. The Zeapex Trust will provide the \$60 fee to hold the meeting thanks to the efforts of Barry Clarke.

#####

PRICING PERFINS by Barry Clarke

There has been a lot of paper used on this subject so I am putting pen to paper to add my opinion.

Perforated stamps cannot be sold by dealers to the "normal" stamp collector, they are damaged stamps and only qualify as "space-fillers". As our editor recently reported, none of the rare perfins appear on anything but the common low value stamps, the postal rate of the day. Therefore it seems logical to me that the rarity of the perfin is the controlling factor in setting the price.

The perfin collector who "collects one of each value" is in a slightly different position, but not much. If there are a lot of different values of stamps with that perfin, it is not very rare, or, the rarity factor of that stamp with perfin should set the price.

While there are only about 100 members in our club we can safely assume that there are only maybe ten times that many people in our area who collect perfins seriously and most of them will not pay the prices being asked "just because it is a perfin".

Pricing perfins cont.

If there are 10,000 copies of any particular perfin, a copy should not cost more than the unperfinned stamp. It is only when there are only 10 with that punch that the price should go up. One step further, the "spacefiller" should come through at the usual 10% of catalogue.

#####

FOR SALE

Perfins. Australia-Federal Official and State Official Perfins. New Zealand- private perfins and advertisements. Papua- perfin OS issues. For a price list write to Steven Zirinsky, PO Box 49 Ansonia Station, New York, NY 10023 USA.

#####

AUCTION WATCH

Premier Postmark Auctions (PO Box 355 Belgrave, Vic 3160) Postal Bid Sale 15th Feb 1991

Lot 112 Armidale Military Camp' (AR) MIDALE MILITARY CAMP/N.S.W' of 14JY16 on KGV 1d perf OS -Opened 7/3/1916 Closed 2/12/1916. Estimate \$40

Postmarks on OS issues could be an interesting study. How many other rare postmarks are found on official perfins ?

#####

AUDITOR

We need a volunteer to audit the Clubs financial statements prior to the publication of the statements in the bulletin. Please contact Geoff Wise if you are willing to do this, in the next couple of months.

#####

Additions to the Members List

- 37 D Buchanan 35 Foueaux St, Ainslie ACT 2611 AUSTRALIA
- 42 W Ilbery PO Box 315 Willoughby NSW 2068 AUSTRALIA
- 53 L Bainbridge 3/18 Main St. Warburton, Vic 3799 AUSTRALIA
- 74 K Pearse "Kalmju" The Bucketts Way Tinonee, NSW 2430 AUSTRALIA

NEW MEMBERS

- 102 Mr G.F. Terry PO Box 4025 Carmel, California 93921 USA
- 103 Mr J McLaughlin 1206 Miles Ave, Pacific Grove, California 93950 USA

LITERATURE REVIEWS

Catalog of Bavarian Perfins by John Needham, Robert Schwerdt and Mewhinney, eds. Published by the Perfins Club 1990 A4 size. Card Covers. Supplied looseleaf and punched for a 3 ring binder.

Consists of a main catalog section and 2 appendices. The main catalog section lists and illustrates perfins found on Bavarian stamps with and without the Deutsches Reich overprints. The appendices list the official/semi official perfins of Bavaria by Scott numbers and list those perfins on Deutsches Reich overprints but not yet reported on unoverprinted stamps (presumably those used outside of Bavaria). Like most perfin catalogues illustrations are found on right-hand pages and information (identity and location) on the facing left hand pages. Measurements of size and number of holes in each pattern are not provided. While some people like to see this information it does not always help in distinguishing between similar patterns. In this catalogue a bit more aid to help distinguish between some patterns would be a help.

In all a most useful 'first edition', though to my way of thinking a bit light on detail. Usage dates, some historical notes about perfin usage in the area and listing the officials/semi officials with a description as well as a catalogue number (for those of us who don't use Scott) would be useful. Still well worth the price.

Available from Jackie Ryan, Perfin Club Sales & Distribution, 301 South Hine St., Waukesha, WI 53188, USA US\$8-50 plus US\$1-84 postage to Aust/NZ for members of the Perfins Club. Non members add 15%.

The Perfins of India and Indian States by Magnus Werner. Published by the Perfins Club 1990 116 pages. A4 size Card Covers. Supplied looseleaf and punched for a 3 ring binder.

The main catalog consists of separate sequences for India, Indian States (Chamba, Faridkot, Gwalior, Hyderabad, Indore, Cochin, Travanchore) Burma, Pakistan and special sections for fiscal stamps and postal stationary. A separate listing of perfins found on the issues of East India is included. Right hand pages in the catalog section illustrate the perfins and the left hand facing pages information about each perfin (postmarks, identification, period of usage (reigns) and clarifying information where needed. To my way of thinking the arrangement of clarifying information in this catalog strikes a good balance between listing all measurements and listing none.

In a word, excellent.

Available from Jackie Ryan, Perfin Club Sales & Distribution, 301 South Hine St., Waukesha, WI 53188, USA US\$10-00 plus US\$2-68 postage to Aust/NZ for members of the Perfins Club. Non members add 15%.

Sinkiang 'Official Use Perforation' 4 pages Published by Michael Rogers Inc (340 Park Avenue North, Winter Park, Florida 32789 USA) US\$2 airmail postage paid.

Brief introduction to Sinkiang Officials used 1915-43. A few illus. and what is presumably a list of issues so punctured. Not recommended.

SOUTH AUSTRALIAN PRIVATE PERFINS Supplementary information no.2

(The original article on South Australian private perfins appeared in SPPB no.4 June/Sept 87 and Supp no.1 in SPPB July 1990 p.10-11)

Additional patterns and information have been provided by John Amiet and Arthur Taylor.

New Patterns

Postal Issues

CM/F on ASC24a 2d QV purple




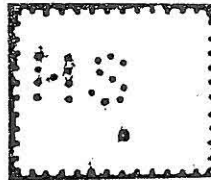

Revenue Issues

AC/S on 2d Duty Stamp (1920-65 series)

AWD/&Co on 1d Duty Stamp (1904-19 series)

HS. on 2d Duty Stamp (1920-65 series) dated 1938

VO/Co. on 1d Duty Stamp (1904-19 series)



Additional information

Postal Issues

ES/&Co/LTD also found on ASC 70 QV 5/- rose

GDCo/A " " " ASC 66 QV 9d red

GW/A " " " ASC 57 QV 5d purple

HS/&Co " " " ASC 56 QV 2 1/2d blue

#####

NEW ZEALAND PERFINS PART 2 by R.D. Samuel

GNBLd GREAT NORTHERN BREWERIES LTD, AUCKLAND (1901-1903)



This is a fairly scarce little perfin. It was used for only a few years, the examples in my collection being postmarked between 20NO01 and 23?OC03.

I have seen this perfin only on the 1/2d Mt Cook and 1d Universal.

Rarity rating: F

HB HENRY BERRY & COMPANY, CHRISTCHURCH (1903-1906)



This perfin was used, apparently, between 1903 and 1906, the earliest and latest dates in my collection being, respectively, 7SP03 and 21?SP06.

Copies in my collection are on the 1/2d Mt Cook, the 1d Universal, and the 2 1/2d First Pictorial. If memory serves me correctly, Mr W.G. Register, of Christchurch, has an example on the 2s First Pictorial.

Rarity rating: E

HD&Co H. DAVIS & COMPANY, NELSON (circa 1875)




This perfin is not recorded in my 1968 book, "New Zealand Stamps with Perforated Initials." The one example in my collection is on a 2d First Sideface (Perf 12 1/2) postmarked with part of the "NN" duplex postmark of Nelson. Mr D.D. Davis (no relation to Mr H. Davis), of the United states, has reported a second copy of this perfin, on the 1d First Sideface (Perf 12 1/2).

The user of this perfin has not been positively identified. An 1875 directory lists a firm, H. Davis & Company, of Bridge Street, Nelson. It is probable that this was the user of this perfin.

Rarity rating: G

HMC&Co H.M. CHISHOLM & COMPANY, AUCKLAND (circa 1908 - circa 1909)



Despite the scarcity of this perfin, my collection shows an interesting range of stamps: the 8d First Pictorial (Perf 14), 6d reduced size Pictorial (Perf 14x15), 1/2d Mt Cook (Perf 14x15), 1d surface printed Universal, and 1/2d King Edward VII. Unfortunately, none of these show a dated postmark and the date of use can only be given as circa 1908-1909.

Rarity rating: F


J NATHAN & CO J. NATHAN & COMPANY, AUCKLAND (1885)



This is another perfin not recorded in my 1968 book. My only copy is a fiscally used 4s "Long Type" Queen Victoria fiscal, cancelled "11/6/85" in manuscript. With the exception of the modern New Zealand Philatelic Federation perfins, this is New Zealand's only "full name" perfin.

Rarity rating: G

K KODAK (AUSTRALASIA) PTY LTD, WELLINGTON (1924-1926)




My collection contains only two examples of this perfin, a "piece" franked with a 1/2d King George V postmarked MY14 1924, and a cover postmarked MY28 1924. David Dell has an example on the 1d Field Marshal (issued 1926).

Although I have only the two copies of this perfin I am aware that copies exist in other collections more often than in other cases where I have only one or two examples of a particular perfin. Accordingly, I rate it as:

Rarity rating: F

M UNIDENTIFIED USER (circa 1903)



This is a problem perfin. My collection contains only the one example and I have always viewed it with a bit of suspicion. The holes are much larger than those normally associated with postage stamp perfins and, if it was not for the "K" perfin (which is very similar) I would be inclined to conclude it had been applied with a punch which had been obtained for some other

purpose. Still, the credentials of my item are impeccable. It was originally in the "Startup" collection and was obtained by Mr Startup at a time when perfin collecting was enjoyed by only a very few collectors; it is certainly not a forgery or an item produce to defraud collectors. So we have to conclude that this is a genuine perfin, used by some unknown business house.

The one stamp I have seen is a 3d First Pictorial (Sideways watermark, Perf 11) from an early printing before the plate became noticeably worn. I would place the date of use as about 1903. The postmark shows the date only as 30MR0-, and does not show the name of the office.

Many years ago I submitted this perfin to the Royal Philatelic Society of New Zealand. I wished to know if the item was genuine and if there was any way one could ascertain whether the perfin had been applied before the stamp had been postmarked, or after it was postmarked. The reply received stated it was not possible to answer this question. The writer, the late Mr G. Chamberlain, went on to say: "The late James Currie had a similar perfin in his collection, except that there was one less hole in the middle arm of the design. A note over the specimen attributed it to Messrs J. Yaegar & Son. The design was apparently the letter 'Y' between parallel lines."

A search of various directories has failed to identify a firm of the name, J. Yaegar & Son. Nor has the Currie copy of this perfin ever come to light. The problem still remains.

Rarity rating: G

M&CLtd MILNE & CHOYCE LTD, AUCKLAND (circa 1928 - 1940)



This perfin is found only on fiscally used 2d stamps, the 2d King George V, 2d 1935 Pictorial, and 2d 1940 Centennial being represented in my collection. One of my 2d King George V stamps is from the scarce printing on Cowan paper with reversed watermark (circa 1928). My latest example is a 2d 1940 Centennial on

part of a receipt, dated 31JAN1940. Despite the fact that this perfin was used over many years by a large firm I have always found it to be scarce.

Rarity rating: F

MBNZ UNIDENTIFIED USER (circa 1908)



My collection contains only the one example of this perfin, a surface printed 1d Universal (circa 1908). A second example has been recorded in the pages of "The New Zealand Stamp Collector."

Neither the user, nor even the town or city of use, are known.

Rarity rating: G

Please contact Enid Honiss, Kapiro Rd, Kerikeri RD 1 New Zealand with any additional information you have about these perfins.